

Connecting an Android Phone to MLML WiFi

- First, review this section about connecting to **MLML WiFi networks**:

Wireless Networks

To join a wireless network select one of the following options: moss-guest, moss, SJSU_premier, or eduroam. If the Wi-Fi login page does not load, input <https://1.1.1.1> into the web browser to access the login page.

eduroam (recommended)

"eduroam" enables MLML staff, faculty, and students (as well as other CSU campuses) to connect to the internet wirelessly and stay connected. Once you are connected to eduroam, you will not need to re-authenticate every day. Eduroam gives you the ability to connect on campus and at participating eduroam hotspots.

To join the "eduroam" wireless network, simply select it from the list of wireless networks on your computer, connect to it, and login using the appropriate credentials for your CSU campus:

California State University Campus	Username	Password
CSU East Bay	NetID@csueastbay.edu	NetID password
CSU Monterey Bay	OtterID@csumb.edu	OtterID password
CSU Sacramento	SacLinkID@csus.edu	SacLink password
CSU Stanislaus	WarriorID@csustan.edu	WarriorID password
CSU Fresno	FresnoStateID@csufresno.edu	FresnoStateID password
SFSU	SFStateID@mail.sfsu.edu	SFStateID password
SJSU	SJSUOneID or SJSU email	SJSUOne password

moss

"moss" is a wireless network that enables wireless connectivity at MLML to faculty, staff, students, and volunteers.

- **Username:** MLML username (first name initial+last name)
- **Password:** MLML user password

moss-guest

"moss-guest" is a wireless network at MLML that is accessible by the public.

- **Username:** your email address
- **Password:** None needed

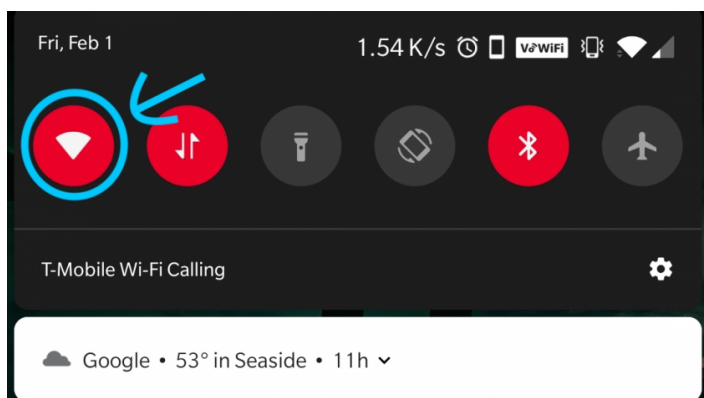
SJSU_premier

"SJSU_premier" is a wireless network that enables connectivity at the SJSU campus. The network is open to SJSU students and affiliated faculty and staff.

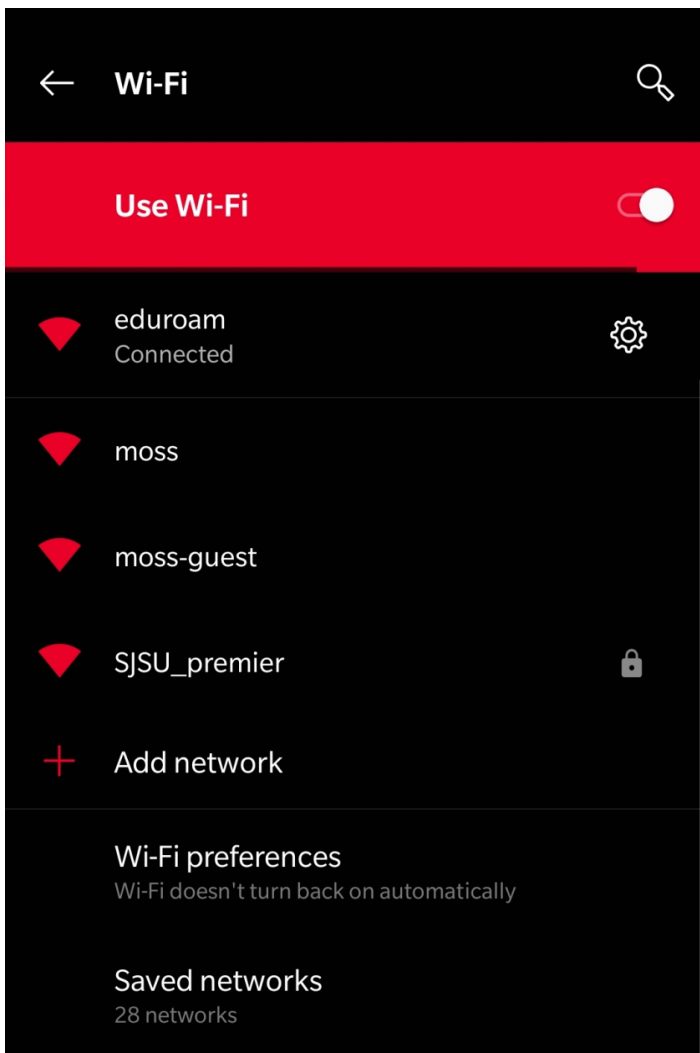
- **Username:** 9-digit SJSUOne ID
- **Password:** SJSUOne password

To set up WiFi on your phone:

- From the pull-down **settings bar** on your phone, press the icon that looks like a WiFi signal (what this looks like will vary from phone to phone)

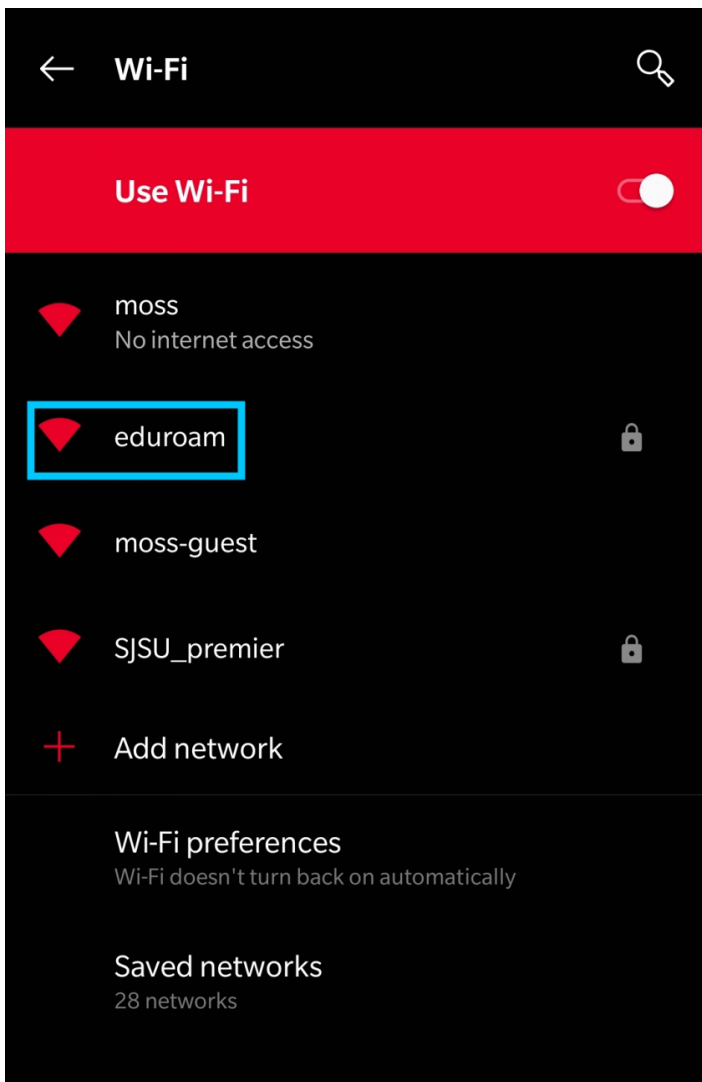


- Select which network to join

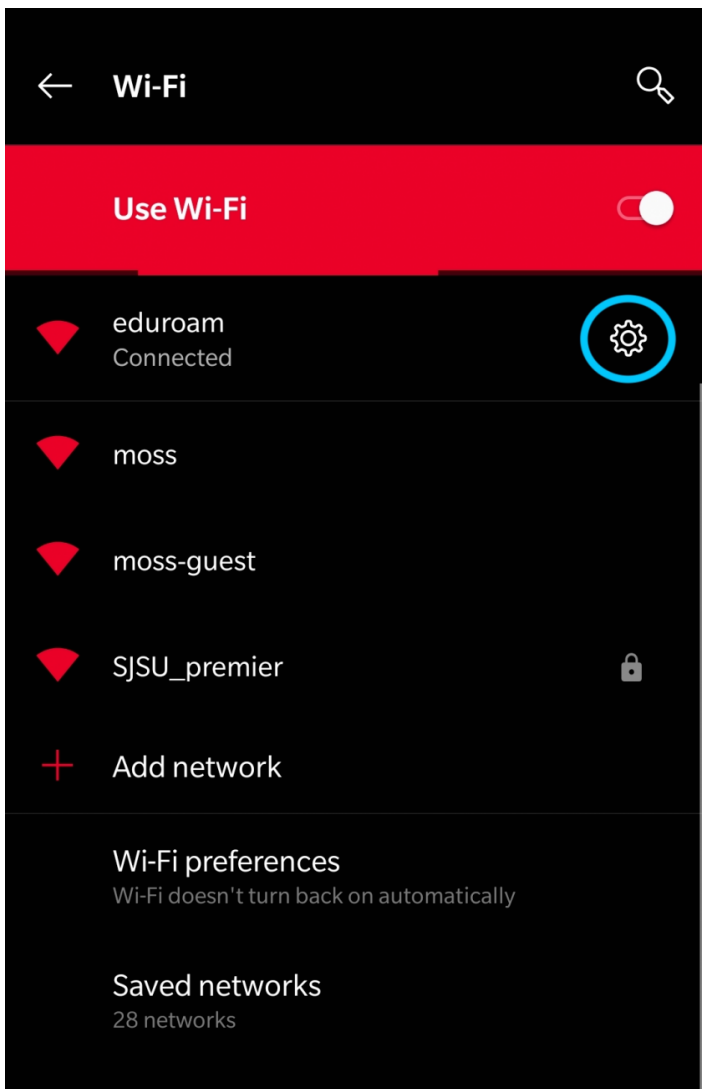


For the Eduroam network:

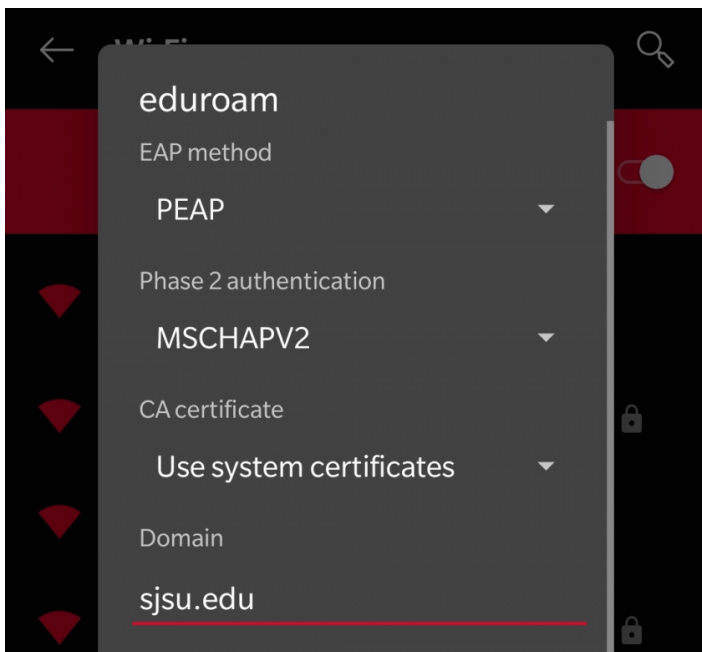
- In the list of networks, press **eduroam**



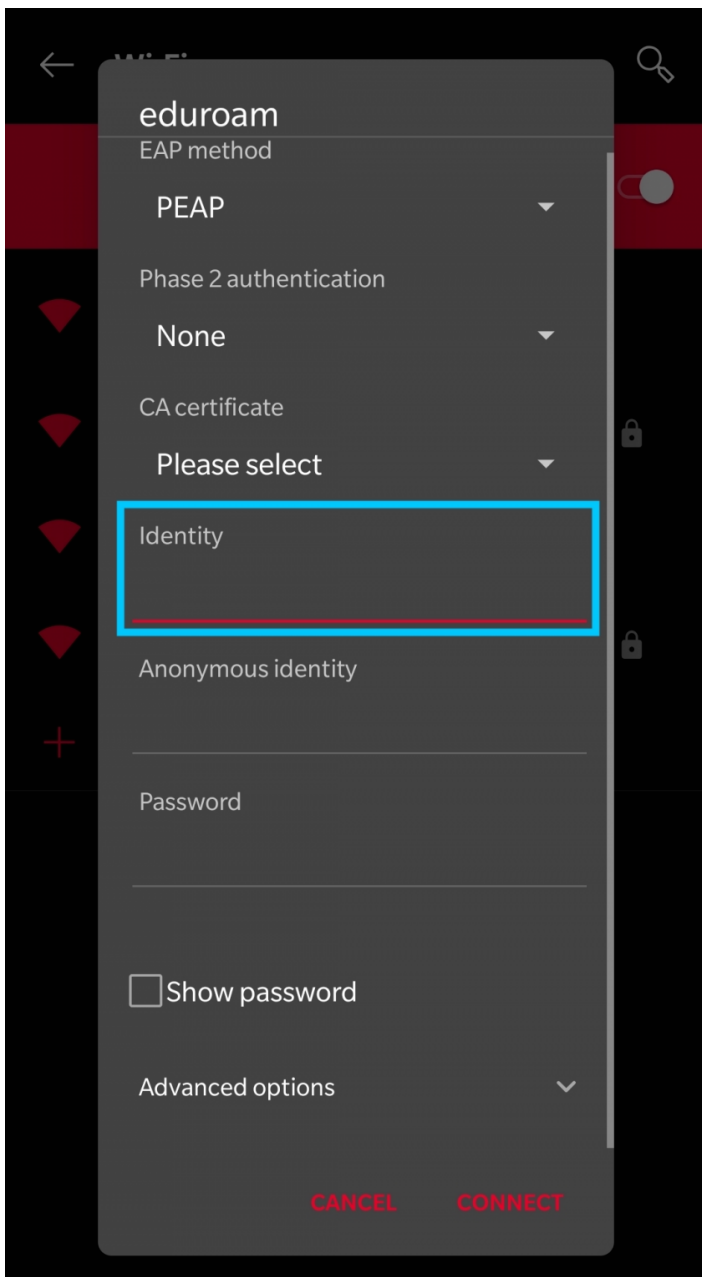
- If the network is saved, press the **gear icon**, then **Modify Network**
 - This step may be different on various phones, if there is no **Modify Network**, look for something like a **pen icon**, or **Edit Network**
 - Alternatively, you can **Forget Network** in this settings screen, and go back to the network list



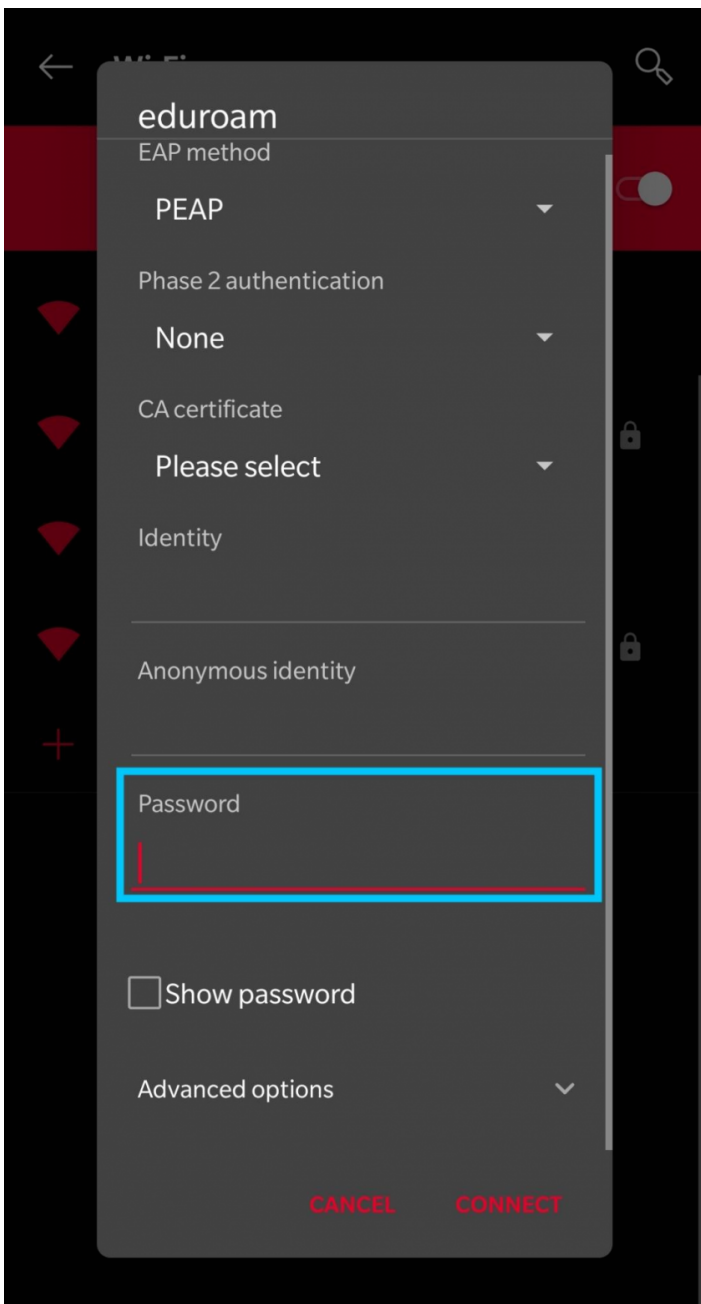
- You should now be in the settings page for the eduroam network
- Change settings such that:
 - **EAP Method** is set to **PEAP**
 - **Phase 2 Authentication** is set to **MSCHAPV2**
 - **CA Certificate** is set to **Use system certificates**
 - **Domain** is set to **sjsu.edu** for SJSU users and **csumb.edu** for CSUMB users.



- See the table above in the **Wireless Networks** section for which ID to use for your home institution
 - Most common is SJSU (SJSUOneID Number or SJSU email address) and CSUMB (OtterID@csumb.edu)
 - Enter the ID which applies to you in the **Identity** field



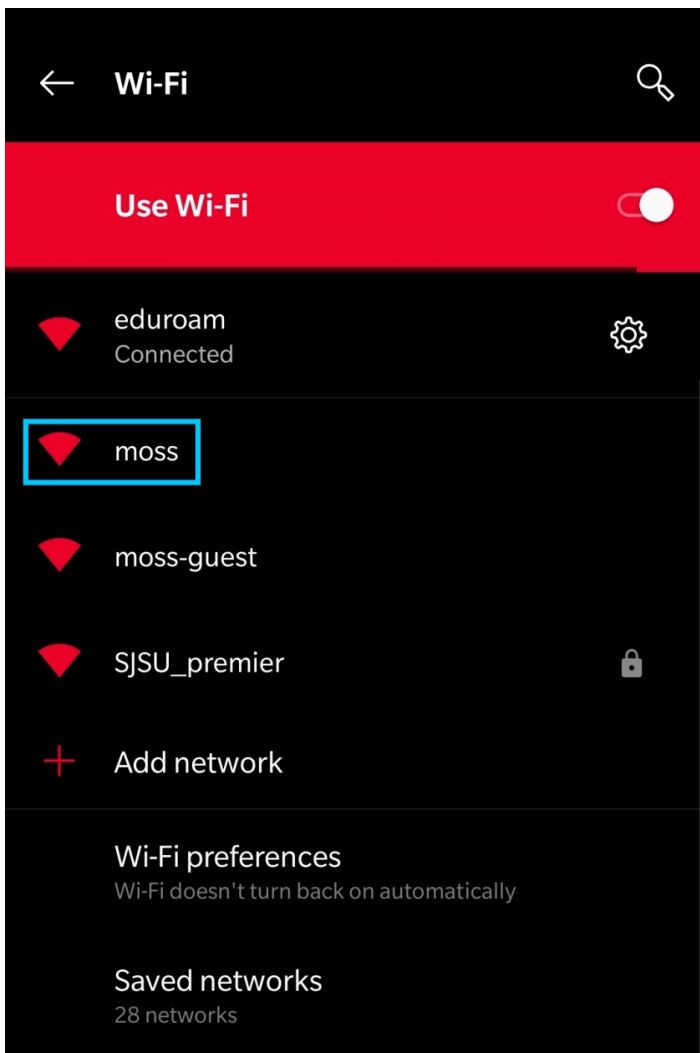
- Enter the password for that account in the **Password** field



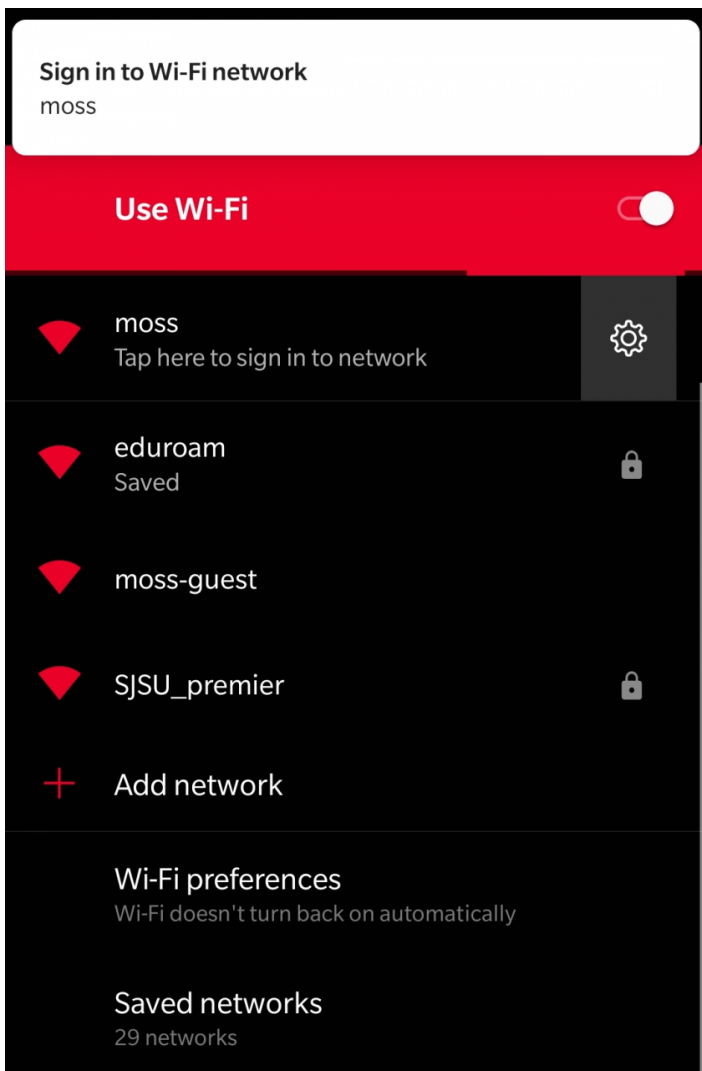
- Press **CONNECT**
- You should now be connected to Eduroam!

For the Moss network:

- Press on the **moss** network in the network list



- You should get a pop-up notification directing you to the sign-in page.



- If the sign-in page does not load, or you miss the pop-up, navigate to <https://1.1.1.1> in your browser's address bar
- Sign in to the network with your **MLML Username** and **Password**



Login

Moss Landing Marine Labs

If you are an authorized user you may enter your credentials to login to the MLML Wireless network. By doing so you agree to abide by the SJSU Responsible Use policy found at <http://its.sjsu.edu/policies/responsible-use-policy/index.html>

User Name

Password

Submit

- You should now be connected to the **Moss** network!

Other networks:

- To sign in to the **SJSU_premier** network: Repeat the steps used above for the eduroam network, except choose the SJSU_premier network from the network list, and at the login step, use your **9-digit SJSUOne ID** and **password**. (Only SJSU students, faculty, and staff can connect to this network.)
- Similarly, for the **moss-guest network**, repeat the steps used above for the moss network, except at the login step, all that is needed is your email address.

Revision #15

Created 20 February 2019 19:28:27

Updated 2 September 2021 18:36:11