

# Connecting to MLML Wireless Networks and WiFi

## **eduroam** (recommended)

"eduroam" enables MLML staff, faculty, and students (as well as other CSU campuses) to connect to the internet wirelessly and stay connected. Once you are connected to eduroam, you will not need to re-authenticate every day. Eduroam gives you the ability to connect on campus and at participating eduroam hotspots.

To join the "eduroam" wireless network, simply select it from the list of wireless networks on your computer, connect to it, and login using the appropriate credentials for your CSU campus or follow the ***instructions below for SJSU***.

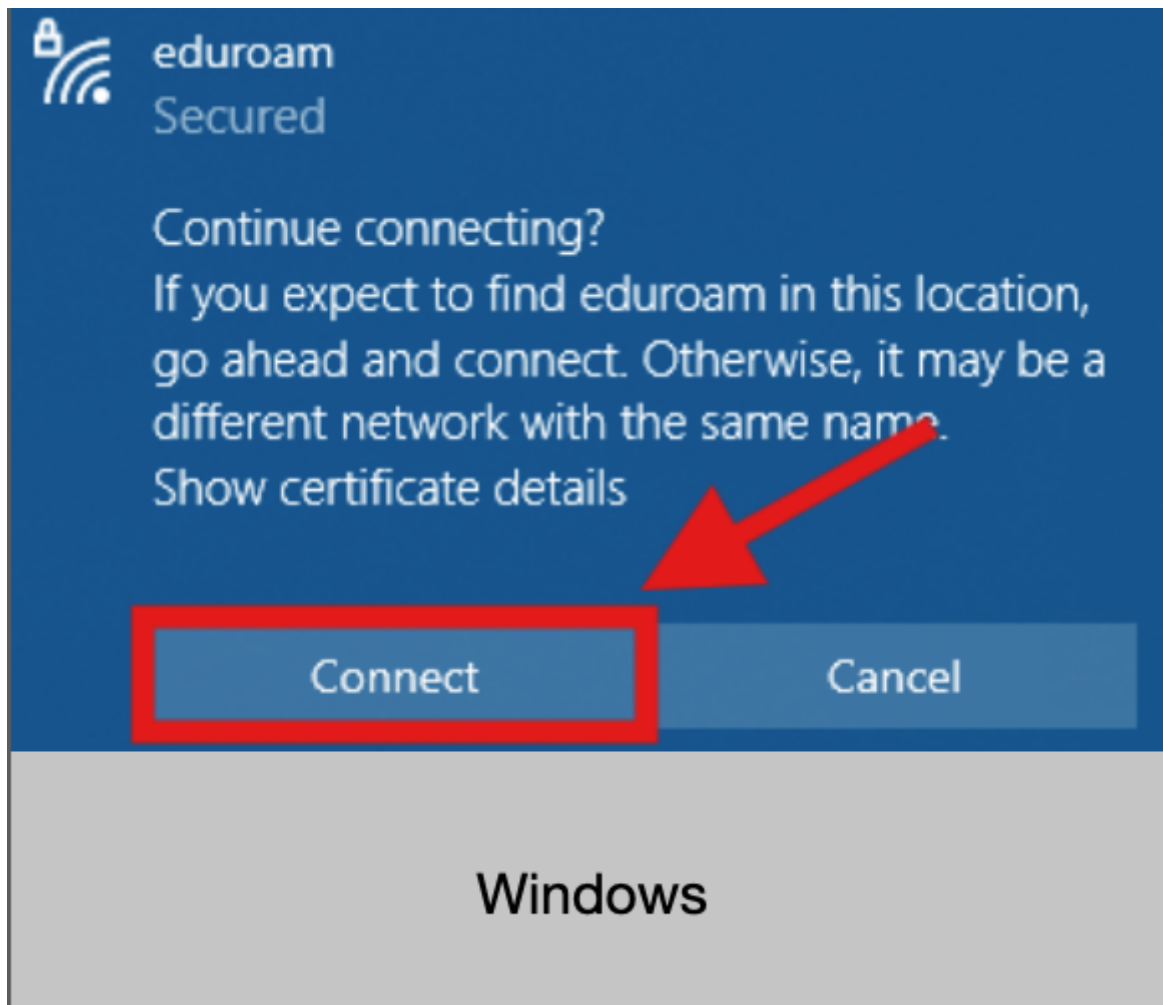
California State University Campus	Username	Password
CSU East Bay	NetID@csueastbay.edu	NetID password
CSU Monterey Bay	OtterID@csumb.edu	OtterID password
CSU Sacramento	SacLinkID@csus.edu	SacLink password
CSU Stanislaus	WarriorID@csustan.edu	WarriorID password
CSU Fresno	FresnoStateID@csufresno.edu	FresnoStateID password
SFSU	SFStateID@mail.sfsu.edu	SFStateID password
<b>SJSU</b>	<b>SJSUeMail</b>	<b>Email password</b>

## **Connecting to eduroam *SJSU*:**


You will now use your @[sjsu.edu](mailto:sjsu.edu) email address to log in to [eduroam WiFi networks](#)

When connecting to eduroam, you'll need to accept the new security certificate to ensure a secure connection to our campus network.

## **Windows Computer:**



**Android Mobile Device:**

10:02 

 99% 

< eduroam

EAP method  
PEAP

Identity  
Your @sjsu.edu email address

Password

Your SJSUOne Password



CA certificate  
Select certificate

CA certificate must be selected.

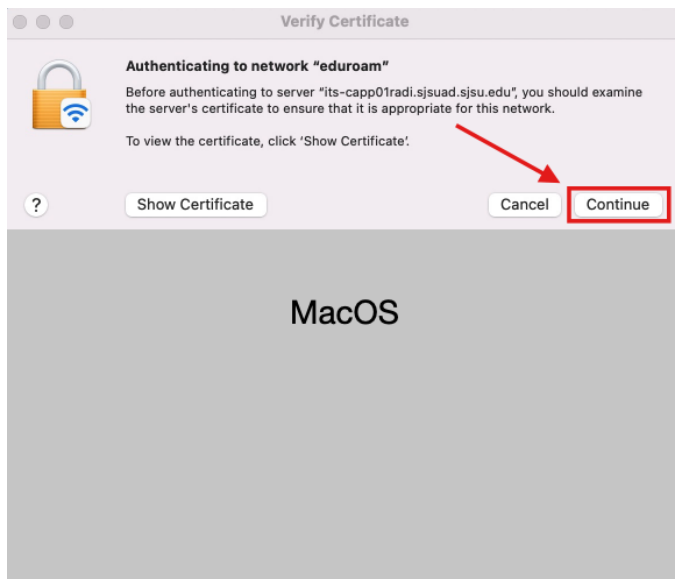
Auto reconnect



▽ View more

Connect

## Mac OS X Computer :



## iOS Device:

Cancel

Certificate

Trust



**its-capp01radi.sjsuad.sjsu.edu**

Issued by InCommon RSA Server CA 2

**Not Trusted**

Expires 2/23/25, 3:59:59 PM

More Details



iOS

## moss-guest

"moss-guest" is a wireless network at MLML that is accessible by the public.

If the Wi-Fi login page does not load, input <https://1.1.1.1> into the web browser to access the login page.

If you are using a Mac and having trouble with connecting to MLML wifi networks, try the steps on this page: [Solve network connectivity issues on computers running macOS](#)

**If you encounter any issues connecting, please don't hesitate to reach out to MLML IT at ext. 14418, or feel free to stop by Room 108 in the main lab.**

---

Revision #12

Created 11 September 2019 22:13:04

Updated 9 October 2024 01:37:11 by Silvestre Montejano