

# Install and License Resampling Stats 4.0 - Excel Add-in

Already installed but need a license?

*NOTE: Submit a Help Desk ticket to get a license key.*

1. Run **Resampling Stats for Excel** from your Start menu or the Desktop icon. This will open Excel with Resampling Stats enabled.
2. Select the **Add-ins** tab in the top menu bar.
3. Click the **Resampling** drop-down menu and select **RSXL License**. Click **Yes** when asked if you want to enter a new license key.
4. **Copy and paste** the license information you were given in the Help Desk ticket and click **OK**.

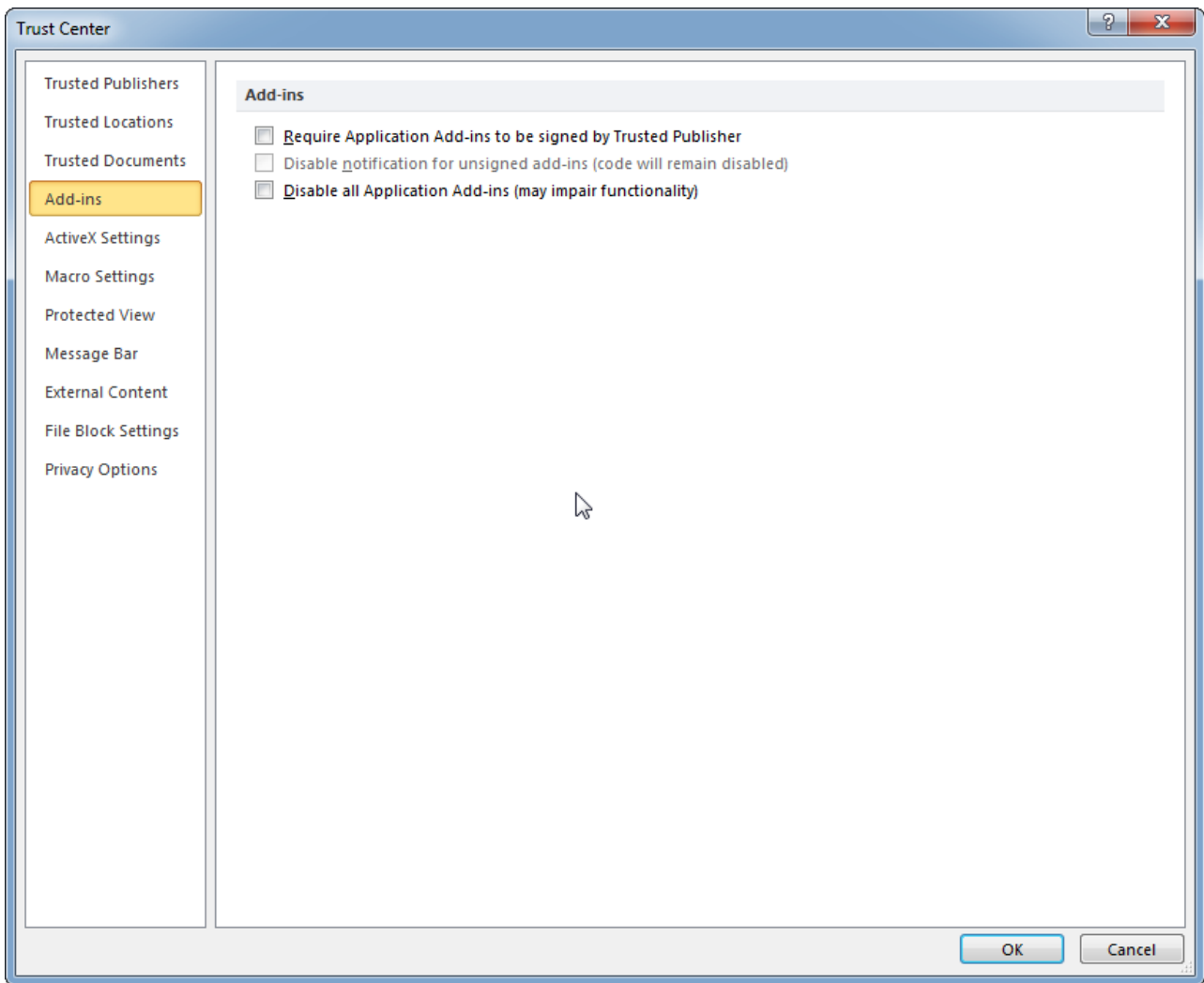
## Requirements

- Microsoft Windows
- Microsoft Office 2007 or newer

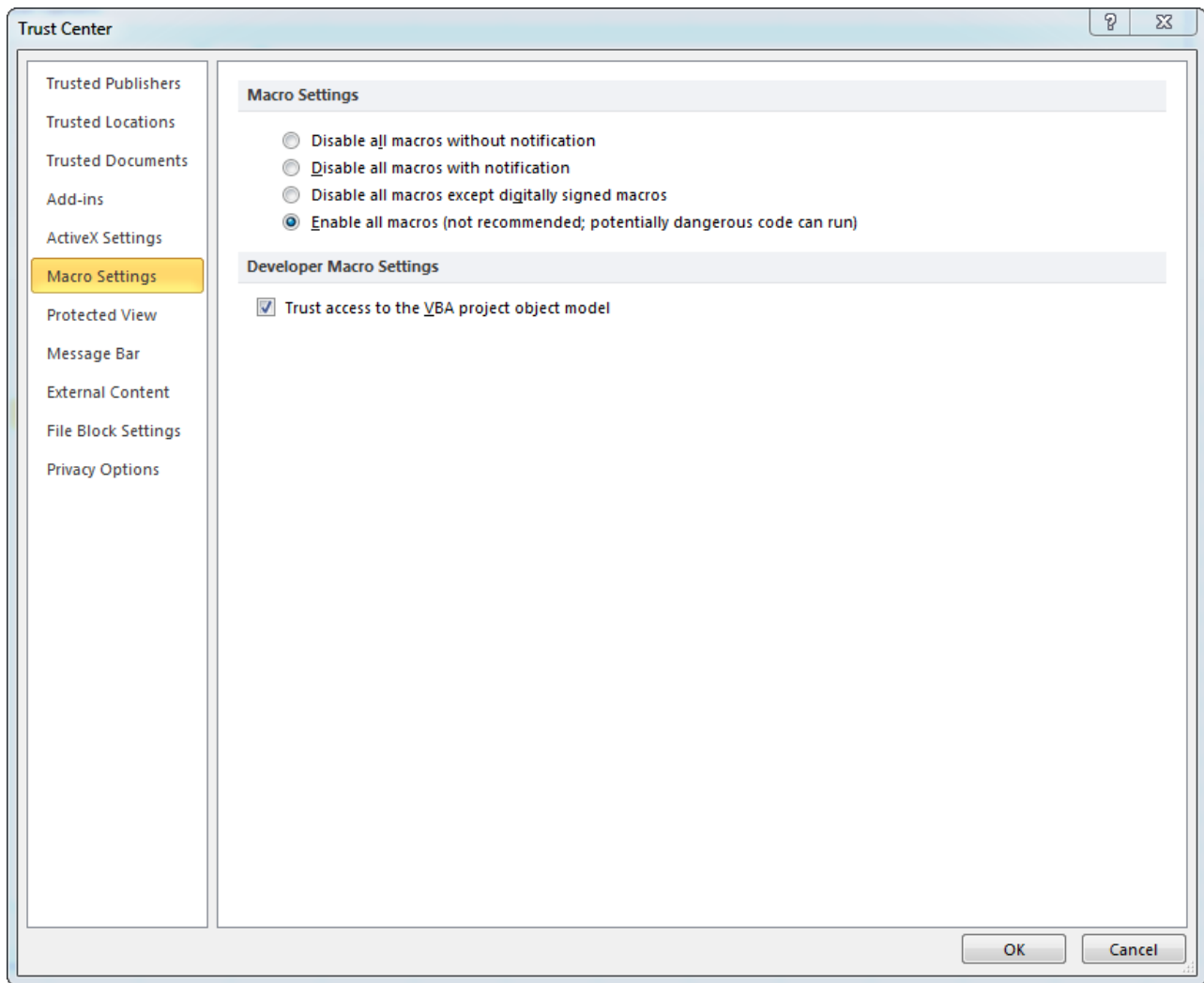
## Pre-install Excel Configuration

*NOTE: These instructions were written with Office 2010 in mind. There may be minor variations in older and newer versions.*

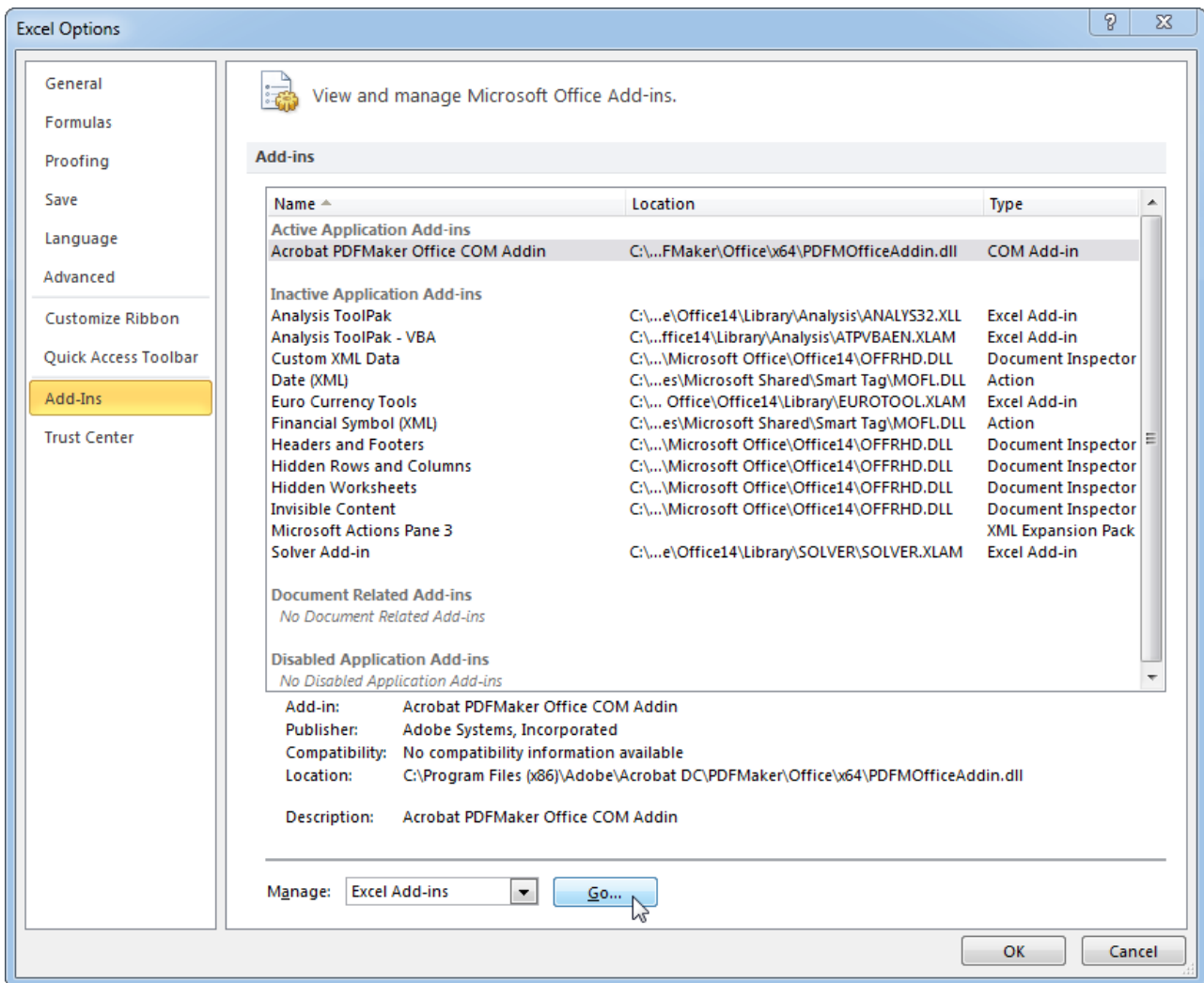
1. Open Excel.
2. In the **File** menu (or the **Office icon** in Office 2007), click **Options**.
3. Click the **Trust Center** tab on the left, then the **Trust Center Settings...** button.
4. Ensure everything in the **Add-ins** tab is unchecked.



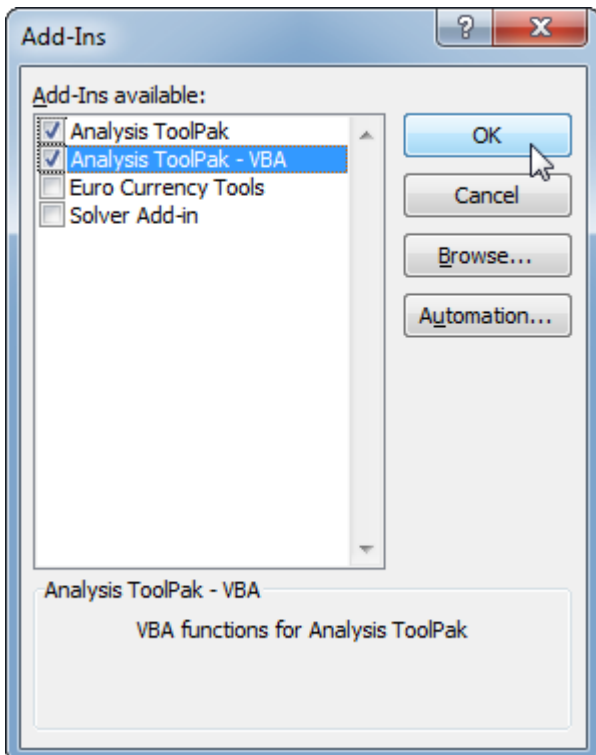
5. In the **Macro Settings** tab, select the **Enable all macros** radio button and check the **Trust access to the VBA project object model** checkbox, if available.



6. Click **OK**.
7. In the **Add-ins** tab, make sure the **Manage:** list has **Excel Add-ins** selected, then click **Go...**



8. Check the checkboxes for **Analysis ToolPak** and **Analysis ToolPak - VBA** and click **OK**.



9. Exit Excel.

## Install

*NOTE: Submit a Help Desk ticket to get a license key.*

1. Download and install Resampling Stats from [here](#).
2. Run **Resampling Stats for Excel** from your Start menu or the Desktop icon. This will open Excel with Resampling Stats enabled.
3. **Copy and paste** the license information you were given in the Help Desk ticket and click **OK**.

## Having trouble?

Check out these links for more information:

<http://www.resample.com/support/user-guides/>

<http://www.resample.com/support/troubleshooting/>

---

Revision #2

Created 15 February 2019 21:47:02

Updated 23 April 2024 19:13:48