

Sign In with Duo 2-Factor Authentication


This page assumes you have **previously set up** Duo 2-Factor Authentication with your **smartphone** or a **key fob**. If you have not, please see our [Duo Set Up Guide](#).

First, sign in to SJSU Normally:

- Navigate to the [SJSUOne](#) page, or any other page where you use your SJSU login credentials (eg. SJSU Email):

SJSUOne-Sign-In.png

- **Sign In** with your SJSU ID Number or SJSU Email Address and Password:
- ◦ Note: If you are already logged in, you may want to use your browser's incognito/private mode so that you do not have to log out and back in again.




Your browser will now bring up the Duo 2-Factor Authentication page, the method you use to sign in with Duo 2-FA will vary based on which option you select and whether you are using a smartphone or a key fob.


These methods are outlined below.

Sign In with a Push Notification:

- To sign in with 2-factor Authentication from your computer or other device you are signing in with, click **Send Me a Push:**




- Press **Approve** on your phone:





Sign In with a Passcode:

- Alternatively, click **Enter Passcode:**
 - Entering a passcode may be helpful in situations where the push notification won't get through, for instance when your computer has a connection to the internet but you have no data service (cell or WiFi) on your phone.



- Enter the **passcode** from Duo on your phone into the field on the device you are signing in with:



Sign in with a Key Fob Passcode:

- On the Duo **Sign in** page, where it says **Device**, make sure the device selected is **Token**:

Duo-Devices.jpg

- Press **Enter a Passcode**, and press the single **Button** on your **Duo Key Fob**:

Duo-Devices-Passcode-highlight.jpeg

Duo-Fob.jpg

- Enter your **One Time Password** from the Key Fob into the passcode field and press **Log In**:
 - You have about 15 seconds to enter the passcode.

Duo-Fob-OTP.jpg

Duo-Token-Passcode-Login-highlighted.jpeg

Revision #13

Created 12 March 2019 21:00:43

Updated 21 February 2020 18:39:12